

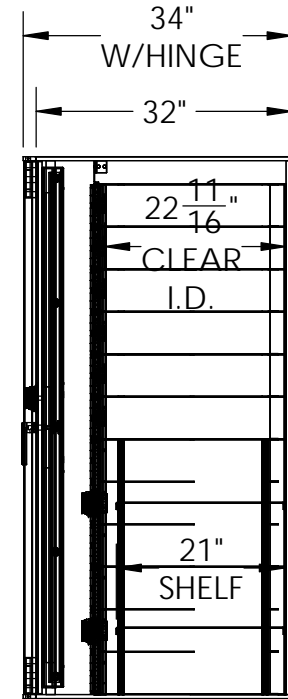
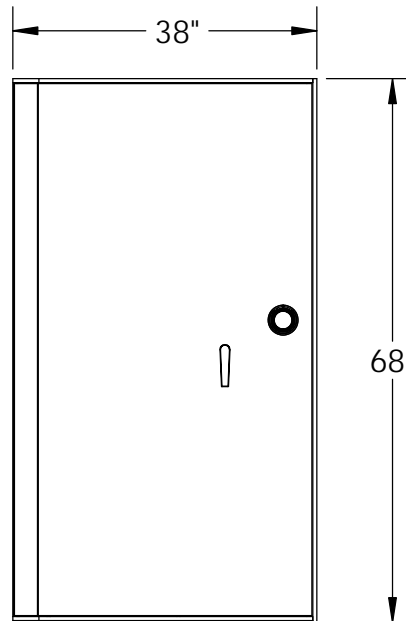
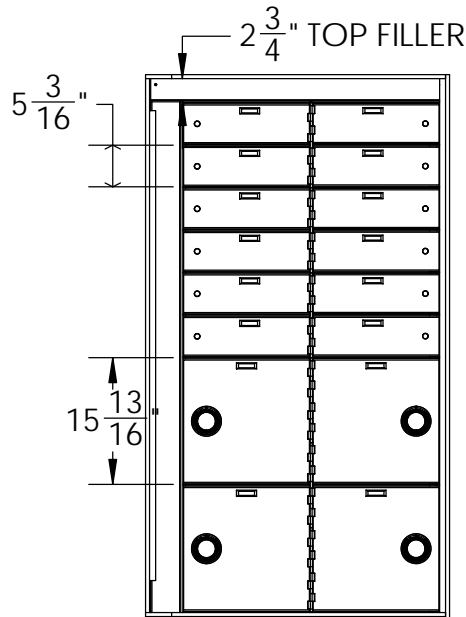
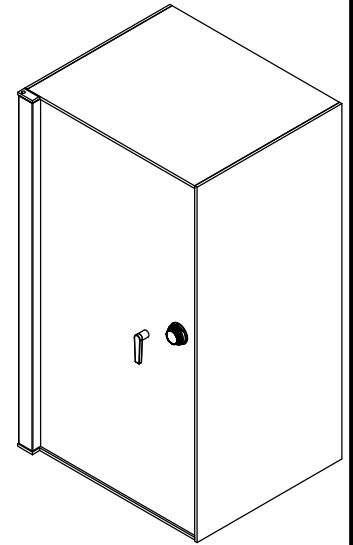
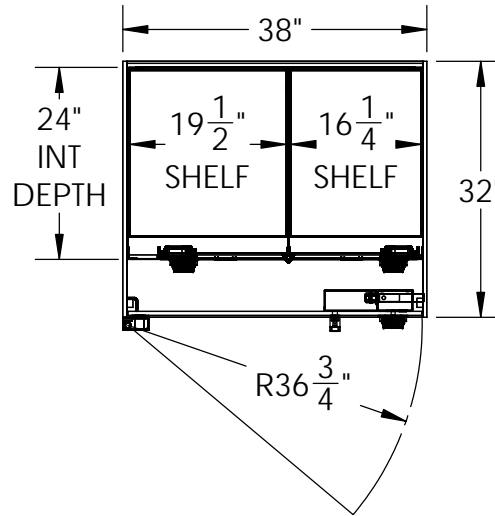
TL15-683832 SAFE WITH INTERIOR
 68"H X 38"W X 32"D
 1/2" STEEL BODY & DOOR
 PAINTED: BLACK
 LEFT SWING
 S&G MECHANICAL COMBO LOCK

BUILT-IN INTERIOR
 24" DEEP
 PAINTED: BLACK
 GOLD HINGES
 TWELVE (12) 5" X 16" STEEL PAINTED DOORS
 SINGLE NOSE SDB LOCKS
 FOUR (4) 15" X 16" STEEL PAINTED DOORS
 S&G MECHANICAL COMBO LOCKS
 FOUR (4) ADJUSTABLE SHELVES
 (ONE PER OPENING)

APPROVED BY: _____

DATE: _____

VAULT STRUCTURES INC REVISIONS			
REV.	DESCRIPTION	DATE	APPROVED



Vault Structures, Inc.
 3640 WORK DRIVE,
 FORT MYERS, FL 33916,
 Telephone: 239-332-3270
 Fax: 239-332-5593

PROPRIETARY AND CONFIDENTIAL
 THE INFORMATION CONTAINED IN
 THIS DRAWING IS THE SOLE
 PROPERTY OF VAULT STRUCTURES,
 INC. ANY REPRODUCTION IN PART
 OR AS A WHOLE WITHOUT THE
 WRITTEN PERMISSION OF VAULT
 STRUCTURES, INC IS PROHIBITED.

MATERIAL :
 GAUGE :
 GRAIN :
 BEND RAD. :
 K-FACTOR:

DWG. NO. TL15-683832 HALF IN-LS
 TITLE: TBD

DRAWN BY: MA
 MODEL BY:

WEIGHT: 2214.46
 SCALE: 1:24

DATE: 3/27/2015
 SHEET 1 OF 1

REV
 X